





# Eddystone

## Professional communications receivers


### 940 single conversion superheterodyne receiver

for c.w, a.m and s.s.b modes in the range 480 kHz to 30 MHz. The sensitive thirteen-valve circuit uses a low-noise, high-gain cascode r.f amplifier followed by a second r.f stage, two i.f amplifiers, phased crystal filter, separate detectors for a.m, c.w/s.s.b, silicon diode noise limiter and push-pull audio output. Sensitivity substantially constant at 3  $\mu$ V for a 15 dB signal-to-noise ratio, 30% modulation and 50 mW output. The efficient a.g.c circuit ensures a change of less than 9 dB in audio output with a carrier level increase of 100 dB above 5  $\mu$ V. Audio response level within 3 dB over the range 100 Hz to 8000 Hz. Connections for 2.5-ohm speaker and 600-ohm line, balanced or unbalanced. Power supply 110/125V and 200/240V a.c 40-60 Hz.




### 770R Mark II

for reception of c.w, a.m narrow and broadband f.m signals in the range 19 MHz to 165 MHz in six bands. Selectivity automatically adjusted to suit signal mode. Twenty valves and two germanium diodes are used in a highly sensitive circuit with push-pull audio output and provision for a 2.5-ohm speaker, 600-ohm balanced line or high resistance telephones. Power requirement 100/125V and 200/250V a.c 40-60 Hz.



### 770U Mark II receiver

for coverage of a.m and f.m signals in the range 150 MHz to 500 MHz in six bands. High sensitivity with circuitry using nineteen valves, four diodes and one transistor. The r.f section incorporates a specially designed tuner, a fully tuned grounded-grid amplifier followed by a diode mixer. Low-impedance outputs available at the first i.f of 50 MHz and also at the second i.f at 5.2 MHz. Power requirement 100/125V and 200/250V a.c 40-60 Hz.



### 830/7 wide-range receiver

fully tunable from 300 kHz to 30 MHz in nine ranges and accepting c.w, a.m and s.s.b signals. Overall bandwidth continuously variable within the limits of 1.3 kHz and 6 kHz and narrowed to 50 Hz with 100 kHz crystal filter. Instant changeover to crystal control with rapid selection of up to eight spot frequencies. Sensitivity better than 3  $\mu$ V for a 15 dB signal-to-noise ratio. Power requirement 100/125V and 200/250V a.c 40-60 Hz.

Write for list of UK and overseas agents to Eddystone Radio Limited, Alvechurch Road, Birmingham 31  
Telephone: Priory 2231 Telex: 33708

▲ MARCONI COMPANY

WW-082 FOR FURTHER DETAILS

LTD ED/37

# JACKSONS

Radio and Electronic Components  
(Made in England)

## Accelerator Spinwheel

for that Extra Long Scale


- ★ Smooth nylon to brass gears
- ★ Rapid travel over a long scale
- ★ No need for larger or heavier Flywheel
- ★ One hole ( $\frac{3}{8}$ " dia.) fixing
- ★ Complete with nut and lock washer



The latest addition to the JACKSON range of

## P.T.F.E. Dielectric Tubular Trimmers

- ★ Several models available
- ★ UHF Tuning
- ★ Panel mounting, Vertical P.C. Board Mounting or Horizontal P.C. Board Mounting
- ★ Various capacities from 1/4 pF—8pF to 2pF—30pF
- ★ Power factor less than .0005 at 1MHz
- ★ High Test Voltage




Style 330 H.P.C.  
P.T.F.E. Trimmer 30pF  
Cat. No. 4252/HPC

## Heavy Duty Epicyclic Drive

for the Really Heavy Job

- ★ The main housing of this powerful friction drive is only 1 1/2" diameter and 1/2" deep yet it delivers an output torque of 100 oz. ins. (6 lb. ins.).
- ★ The reduction ratio is 6:1
- ★ The complete assembly weighs only 3 oz.
- ★ Essential parts are hardened and ground to provide long life.



It's reliable if it's **made by Jackson!**

Write for literature

**JACKSON BROTHERS (London) LTD.**

DEPT. W. W. KINGSWAY, WADDON  
CROYDON, CR9 4DG

Phone: 01-688 2754-5 Grams: Walfilco, Croydon

U.S. office: M. Swedgal, 258 Broadway, N. York, N.Y. 10007

WW-034 FOR FURTHER DETAILS

## Eddystone solid-state VHF/UHF communication receivers



### MODEL 990S



Single conversion receiver for AM and FM with continuous coverage from 230MHz to 870MHz.


Exceptional stability and sensitivity.

Crystal calibrator.

Fixed or mobile operation.

Operation from standard AC mains or 12V DC supply.

### MODEL 990R



VHF Receiver with continuous coverage from 27MHz to 240MHz. CW, AM and FM reception.

Crystal filter to suit 12.5kHz, 25kHz, or 50kHz channel spacing to customer requirements.

Designed for fixed or mobile point-to-point services, broadcast monitoring purposes, meteorological services, radio astronomy, aerial investigations, civil aviation and in radio laboratories.

Operation from standard AC mains or 12V DC supply.

Illustrated brochures obtainable from:

## Eddystone Radio Limited

Alvechurch Road, Birmingham B31 3PP.  
Telephone: 021-475 2231 Telex: 337081

A member of Marconi Communication Systems Limited

LTD/ED 88


WW-035 FOR FURTHER DETAILS



# NEW from Eddystone



## 1830 Series



This is a range of solid-state, general purpose communication receivers with reception facilities for CW, AM and SSB in the band 120 kHz to 30MHz. Incremental facility with 1kHz readout.

10 Crystal controlled channels.

100kHz Calibrator.

Operation from standard AC supplies or powered directly from any 12V DC source.

Competitively priced receiver for general purpose communications:  
 HF point to point: Re-broadcast:  
 Monitoring purposes: Laboratory measurement: Mobile HF Reception.

*Illustrated brochure obtainable from:*

**Eddystone Radio Limited,**  
 Alvechurch Road, Birmingham B31 3PP  
 Telephone: 021-475 2231 Telex: 337801

A member of Marconi Communication Systems Limited

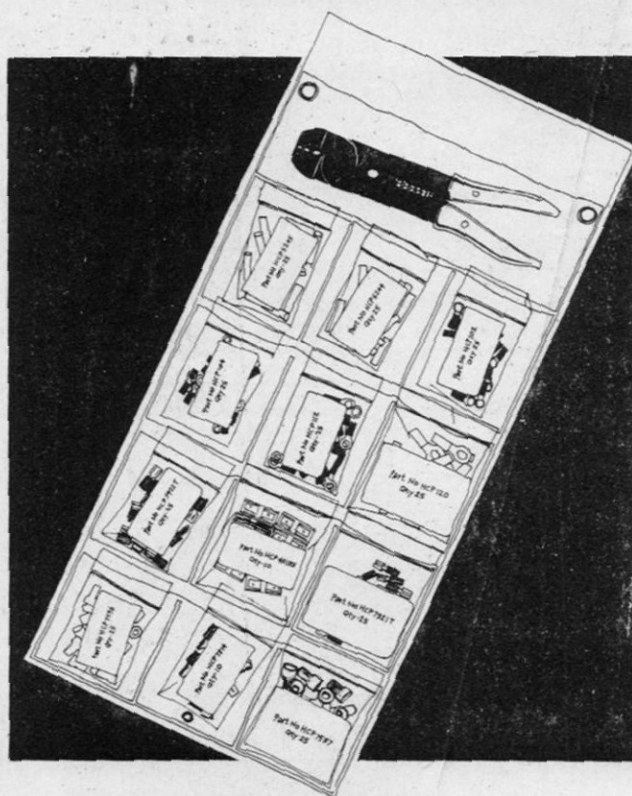
LTD/ED87

WW-051 FOR FURTHER DETAILS

# Terminate your wiring problems

Use Hellermann-GKN Compression Terminal Kits. They're ideal for general maintenance work on electrical and electronic equipment — domestic or industrial — and one of the Kits is specially made for automobile electronics.

Take your pick from three different Kits, each one containing 12 of the most popular compression terminals. With or without a hand crimping tool. The terminal packets are re-sealable, and fit into the pockets of the plastic wallet that can either be hung on a wall or folded neatly into a tool bag.



**UNIVERSAL** with pre-insulated terminals for general electrical maintenance and domestic appliances.

Kit No. 1. — without tool : £6.15 Kit No. 1-CT — including tool : £8.30

**MAINTENANCE** with pre-insulated terminals for factory and general maintenance.

Kit No. 2 — without tool : £6.15 Kit No. 2-CT — including tool : £8.30

**GARAGE** with non-insulated terminals and covers used on most automobiles.

Kit. No. 3 —without tool : £3.25 Kit No. 3-CT—including tool : £5.40

All prices are subject to quantity terms. Each of these Kits can be made up to customers' requirements, subject to quantity.

*Write for descriptive leaflet to:*

## NETTLEFOLD & MOSER LTD

170-194, Borough High Street, London, SE1 1LA.  
 Tel: 01-407 7111.



WW-052 FOR FURTHER DETAILS

# Eddystone Radio

Golden Jubilee Year 1923-1973



## Economy! Simplicity! Reliability!

### 1830 Series C.W, M.C.W, A.M, S.S.B



Crystal controlled  
 Transistorized HF/MF  
 general purpose receiver  
 120 kHz - 30 MHz in 9 ranges  
 Rack mounting as standard  
 Cabinet optional extra  
 AC or battery operation  
 British MPT approved as  
 ships reserve receiver

Illustrated brochure from:

## Eddystone Radio Limited

Alvechurch Road, Birmingham B31 3PP. Tel: 021-475 2231. Telex 337081.


A member of Marconi Communication Systems Ltd

LTD/ED105

WW-023 FOR FURTHER DETAILS

## NEW STANDARD CASES from OLSON

NEW SERVICE FROM STOCK — DESPATCHED BY RETURN OF POST



Cases made from 20swg. zinc coated m/s. Front & rear panels 16swg. aluminium. Cases finished in Olive green hamertone with front panels in light straw shade 384. All cases fitted with ventilated rear panels and a very attractive chrome plated retractable leg can be fitted as an optional extra.

TYPE	WIDTH	HEIGHT	DEPTH	FRONT PAN DIM.	PRICE	LEG EXTRA
21	6½"	4½"	4½"	6" x 4"	£2.65	60p
22	8½"	5½"	5½"	8" x 5"	£3.00	60p
23	10½"	6½"	6½"	10" x 6"	£3.60	65p
24	12½"	7½"	7½"	12" x 7"	£3.90	65p

Our Trade Counter is open for personal callers from 9 a.m. to 5.30 p.m. Monday-Friday

OLSON ELECTRONICS LTD., FACTORY NO. 8, 5-7 LONG ST., LONDON E2 8HJ.

POSTAGE EXTRA + 10% V.A.T.

TEL: 01-739 2343

WW-024 FOR FURTHER DETAILS

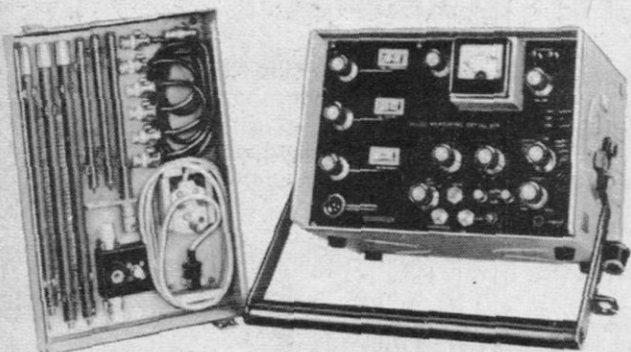


# Eddystone Radio



## RADIO FREQUENCY INTERFERENCE MEASUREMENT

### Noise measuring set 31A



**RUGGED PORTABLE**  
Suitable for field use  
in all weather conditions

The Eddystone Model 31A, a Ministry of Posts and Telecommunications design marketed under licence from the Post Office, is a solid-state equipment meeting the requirements of Post Office Specification W6912 for a Portable VHF Interference Tracing and Measuring Receiver

31–250MHz in three ranges

110dB measuring range with high accuracy

Collapsible antenna, housed in removeable cover

Operation from an internal rechargeable battery supply

Weight—19lb (8.6kg)

Illustrated brochure obtainable from:

## Eddystone Radio Limited

Alvechurch Road, Birmingham B31 3PP  
Telephone: 021-475 2231. Telex: 337081

A member of Marconi Communication Systems Limited

LTD/ED107

WW—023 FOR FURTHER DETAILS

## NEW BROADBAND VERSATILITY for AC/DC VOLTAGES

The latest Model of the URV series now developed by ROHDE & SCHWARZ features:

an **INCREASED SENSITIVITY** most sensitive subrange 3 mV.

a **HIGHER ACCURACY** error limits 1% for DC, 2% for AC.

and **NEW ACCESSORIES**,

*The new URV is battery powered with a life of 6000 hrs., making it completely portable and completely independent of earth loops and mains-borne interference*



HF-DC Millivoltmeter model URV with RF probe and 20- or 40-dB attenuator.

The model HF-DC Millivoltmeter URV measures DC and AC voltages from 0.5 mV (50  $\mu$ V for DC) to 1000 V and with a small RF probe, and proved coaxial insertion units (50, 60, 75 $\Omega$ ) the URV can be used for a wide variety of RF-Voltage measurements in the range from 1 kHz to 1.6 GHz.

For full details and specifications apply to:

## AVELEY ELECTRIC LTD.

Roebuck Road,  
Chessington, Surrey


Tel: 01-397 8771  
Telex: Avel London 928479

WW—024 FOR FURTHER DETAILS

# Eddystone Radio



## EC958 series of receivers 10kHz to 30MHz In world-wide use



Professional high-stability receiver series for a wide variety of applications. The standard version can be used as a self-contained F.S.K. terminal, or as a dual-diversity terminal with common oscillator control. Variants are available for Lincompex terminal use, for specialized network monitoring surveillance and for marine applications.

**Simplicity Reliability  
Economy**

Your distributor's address and illustrated brochure obtainable from:

### Eddystone Radio Limited

Alvechurch Road, Birmingham B31 3PP  
Telephone: 021-475 2231. Telex: 337081

A member of Marconi Communication Systems Limited

LTD/ED99

WW—025 FOR FURTHER DETAILS

M-OV  
TETRODES

## TT 21, THE TUBE THAT GOES ON.

You could design yourself a reputation around this M-OV tube.

- It's the best beam tetrode you can buy.
- Offers lowest possible cost per watt.
- Communications transmitters all over the world depend – and go on depending – on the famous M-OV TT21.

For more details, just ask us.

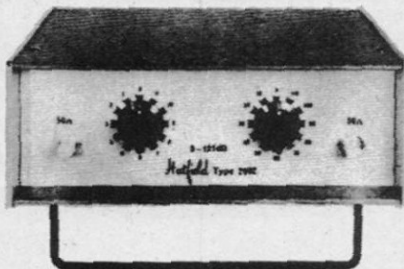


### EEV AND M-OV KNOW HOW.

THE M-O VALVE CO LTD, Hammersmith, London, England W6 7PE.  
Tel: 01-603 3431. Telex: 23435. Grams: Thermionic London. **S&C**

WW—026 FOR FURTHER DETAILS

## for your Attenuation



With the Hatfield 50  $\Omega$  Attenuator model 2002 in your laboratory you can immediately select from 0 to 121 dB in 1 dB steps.

Alternative models for 75  $\Omega$  impedance and to cover 0 to 12.1 dB in 0.1 dB steps.

Send for full details to

**HATFIELD**  
forward thinking  
in electronics


HATFIELD INSTRUMENTS LIMITED  
Burrington Way, Plymouth PL5 3LZ, Devon.  
Tel. Plymouth (0752) 72773/4 Grams: Sigjen, Plymouth. Telex: 45592  
South-East Asia, for prompt service and deliveries, contact:  
Hatfield Instruments (NZ) Ltd, P.O. Box 561, Napier, New Zealand

WW—027 FOR FURTHER DETAILS



# Eddystone Radio

## High-Stability Communication Receiver Model EC958 Series



Professional-class high-stability receiver with many diverse applications in all spheres of communications. The standard version can be used as a self-contained FSK Terminal, Dual-Diversity Terminal (with common oscillator control), or can be installed with Model EP961 as a wide-range Panoramic Display Outfit (designated Model EPR31). Variants are available for use in conjunction with Lincompex equipment, and for specialized network monitoring and surveillance. High-stability facility is operative at all frequencies 1.6–30MHz.

**Frequency coverage:** 10kHz to 30MHz in ten overlapping ranges

**Reception modes:** CW-MCW-AM (DSB)-SSB (A3A, A3H, A3J upper or lower sideband). FSK capability with optional module fitted internally.

**Sensitivity:**  
AM:  $3\mu\text{V}$  for 10dB S/N (3kHz B/W).  
CW/SSB:  $1\mu\text{V}$  for 10dB S/N (3kHz B/W)

**Power supply:** AC: 100/125V or 200/250V (40–60Hz). DC: 12V or 24V with external DC/AC Converter (Eddystone Type 978)

**Dimensions:**  
Width: 502mm (19.75in)  
Height (including feet): 165mm (6.5in)  
Depth (overall): 454mm (17.875in)  
Weight: 22.7kg (50lb)

## Multi-Channel Crystal-Controlled Communication Receiver Model EC964 Series



A range of high-performance USB/DSB receivers suitable for use by unskilled operators. Models EC964/1 and EC964/3 are primarily intended for marine installations and are B.P.O. approved to TSC 102/105. The /1 version provides 52-channel coverage and the /3 version 28-channels. Variants of both are produced to meet customers special needs and a further version intended for more general application is the 12-channel EC964/4 which has the added facility of local or remote control. Single channel receiver EC964/7 also available (88mm 3.5in rack mounting panel).

**Frequency coverage:**  
\*EC964/1: 28-channels in band 1.6–4.5MHz, plus: 24-channels in marine allocations 4.0–27.5MHz


\*EC964/3: 28-channels in band 1.6–4.5MHz  
EC964/4: 12-channels in band 1.6–30MHz.  
(\* Channel 1 set to 2182kHz.

**Sensitivity:**  
AM:  $5\mu\text{V}$  for 12dB S/N (6kHz B/W)  
SSB:  $1\mu\text{V}$  for 12dB S/N (2.4kHz B/W)

**Power supply:**  
AC: 100/125V or 200/250V (40–60Hz). DC: 12V or 24V with external DC/AC Converter. EC964/4 only, also 24V DC direct.

**Dimensions:**  
Width: 426mm (16.75in)  
Height (including feet): 146mm (5.75in)  
Depth (overall): 441mm (17.375in)  
Weight: 15.2kg (33.5lb)

## General-Purpose HF/MF Communication Receiver Model 1830 Series



Model 1830/1 is a solid-state replacement for the 830/7 valve receiver, featuring comparable performance with extended frequency cover and lower power consumption. Tuning arrangements include incremental facility ( $\pm 50\text{kHz}$ ), synthesized working and provision for ten switched crystal channels above 1.5MHz. Special version (1830/2) is available with 50-channel crystal capability.

**Frequency coverage:**  
120kHz–31MHz in nine ranges with double-conversion and incremental tuning facility above 1.5MHz


**Receptions:**  
CW-MCW-AM (DSB)-SSB (selectable USB/LSB)

**Sensitivity:**  
 $3\mu\text{V}$  for 15dB S/N (AM mode with 3kHz B/W)

**Power supply:** AC: 100/130V or 200/260V (40–60Hz). DC: 12/24V battery direct (isolated earthing to accommodate all battery arrangements)

**Dimensions:**  
Width: 502mm (19.75in)  
Height (with feet): 165mm (6.5in)  
\*Depth: 343mm (13.5in)  
Weight: 15.9kg (35.25lb)  
(\* excluding handle projection.

## Noise Measuring Set No. 31A



A solid-state equipment meeting requirements of B.P.O. Specification W6912 for a Portable VHF Interference Tracing and Measuring Receiver. CISPR quasi-peak detector is employed and the measuring range provided is 110dB. Accuracy of measurement  $\pm 2\text{dB}$  with sine-wave voltages. The receiver is supplied complete with specially designed collapsible antenna in a ruggedly constructed case suitable for field use.

**Frequency coverage:**  
31–250MHz in three ranges

**Reception modes:**  
CW-AM-FM

**Sensitivity:**  
(for 6dB indication above noise)  
Voltage: less than  $2\mu\text{V}$  input  
Field strength: less than  $20\mu\text{V}/\text{metre}$

A Ministry of Posts and Telecommunications design marketed under licence from the Post Office.

**Power supply:** Internal rechargeable 2Ah battery. Built-in charger operates from 40–60Hz supplies of 100/125V or 200/250V


**Dimensions:**  
Width: 302mm (11.875in)  
Height: 206mm (8.125in)  
Depth: 256mm (10.062in)  
Weight: 8.6kg (19lb)

# PROFESSIONAL RECEIVERS



Professional Equipment users are invited to apply for an invitation to the **EDDYSTONE PRIVATE EXHIBITION** at the Prince of Wales Hotel, London, May 8th to 12th 1972.

## Solid-State VHF Communication Receiver Model 990R



An extremely versatile single-conversion receiver suitable for communication or laboratory use. Provision for manual tuning, crystal control (8 switched channels) or operation with external frequency synthesizer. 10.7MHz IF fitted with crystal filter - standard bandwidth 30kHz, other bandwidths available to order. Wide 200kHz bandwidth position provided on all receivers. Available with matching Panoramic Display Unit. IF Input and Output facilities.

### Frequency coverage:

Range 1 130-240MHz  
Range 2 75-130MHz  
Range 3 46-76MHz  
Range 4 27-46MHz

### Reception modes: CW-AM-FM


**Sensitivity:** 5 $\mu$ V for 10dB S/N (AM mode 30kHz B/W)

**Power supply:** AC: 100/130V or 200/260V (40-60Hz). DC: 12V from external battery

### Dimensions:

Width: 426mm (16.75in)  
Height (including feet): 146mm (5.75in)  
Depth (overall): 356mm (14in)  
Weight: 8.8kg (19.5lb)

## Solid-State UHF Receiver Model 990S



Single-conversion receiver with wide application in communication and laboratory fields. Provision for use with external converter to extend tuning range (IF Input facility - 36.5MHz). IF bandwidth of 1MHz for FM reception and 1MHz/6MHz for AM. Video facilities and IF Output to drive Display Unit for wide-band and narrow-band signal analysis.

### Frequency coverage:

230-870MHz in two ranges  
Range 1 470-870MHz  
Range 2 230-510MHz

### Reception modes: AM and FM


**Sensitivity:** AM: 5 $\mu$ V for 10dB S/N (1MHz B/W)  
FM: 4 $\mu$ V for 10dB S/N (1MHz B/W)

**Power supply:** AC: 100/130V or 200/260V (40-60Hz). DC: 12V from external battery

### Dimensions:

Width: 426mm (16.75in)  
Height (including feet): 146mm (5.75in)  
Depth (overall): 356mm (14in)  
Weight: 9.87kg (21.75lb)

## 15-Valve HF/MF Communication Receiver Model 830/7



A versatile general-purpose receiver with provision for crystal-controlled operation (8 switched channels). Incremental tuning facility provides frequency setting within 1kHz at all frequencies 1.5-30MHz. This receiver is widely used in the marine field, and variants have been supplied for use with 'Piccolo' and other advanced communication systems. Output provided for panoramic display.

### Frequency coverage:

300kHz-30MHz in nine ranges with double-conversion and incremental tuning facility above 1.5MHz

### Reception modes:

CW-MCW-AM (DSB)-SSB (selectable USB/LSB)

### Sensitivity:

3 $\mu$ V for 15dB S/N (AM mode with 3kHz B/W)

**Power supply:** AC: 100/125V or 200/250V (40-60Hz). DC: 12V or 24V with external DC/AC Converter. Also operable from external supplies of 250V HT and 6V LT.

### Dimensions:

Width: 426mm (16.75in)  
Height: 222mm (8.75in)  
Depth (overall): 381mm (15in)  
Weight: 22.2kg (49lb)

## Solid-State Communication Receiver Model EC10 Series



Compact general-purpose HF/MF receiver widely employed by professional users, amateurs and shortwave listeners. Features include integral carrier-level meter, fine tuning control and desensitizing facility. Special marine versions are available (EC10A2/1, EC10A2/2 and EC10A2/3) covering the band 300-560kHz in lieu of 550-1500kHz. This series incorporates a pre-tuned crystal-controlled channel set to 2182kHz. Variants can be supplied for 19in rack mounting.

### Frequency coverage:

Range 1 18.0-30.0MHz  
Range 2 8.5-18.0MHz  
Range 3 3.5-8.5MHz  
Range 4 1.5-3.5MHz  
Range 5 550-1500kHz

### Reception modes:

CW-MCW-AM

### Sensitivity:

5 $\mu$ V for 15dB S/N (Ranges 1-4)  
15 $\mu$ V for 15dB S/N (Range 5)

**Power supply:** Self-contained battery pack (6 x HP2 batteries), or Voltage Converter Type 945 for external 12/24V supply, or AC Power Unit Type 924 for 100/125 and 200/250V (40-60Hz). EC10A2 Series 12/24V only.

### Dimensions:

Width: 317mm (12.5in)  
Height: 162mm (6.375in)  
Depth (overall): 203mm (8in)  
Weight: 6.3kg (14lb)

write for an illustrated brochure to:

**Eddystone Radio Limited** Alvechurch Road, Birmingham B31 3PP. Telephone: 021-475 2231. Telex: 337081